
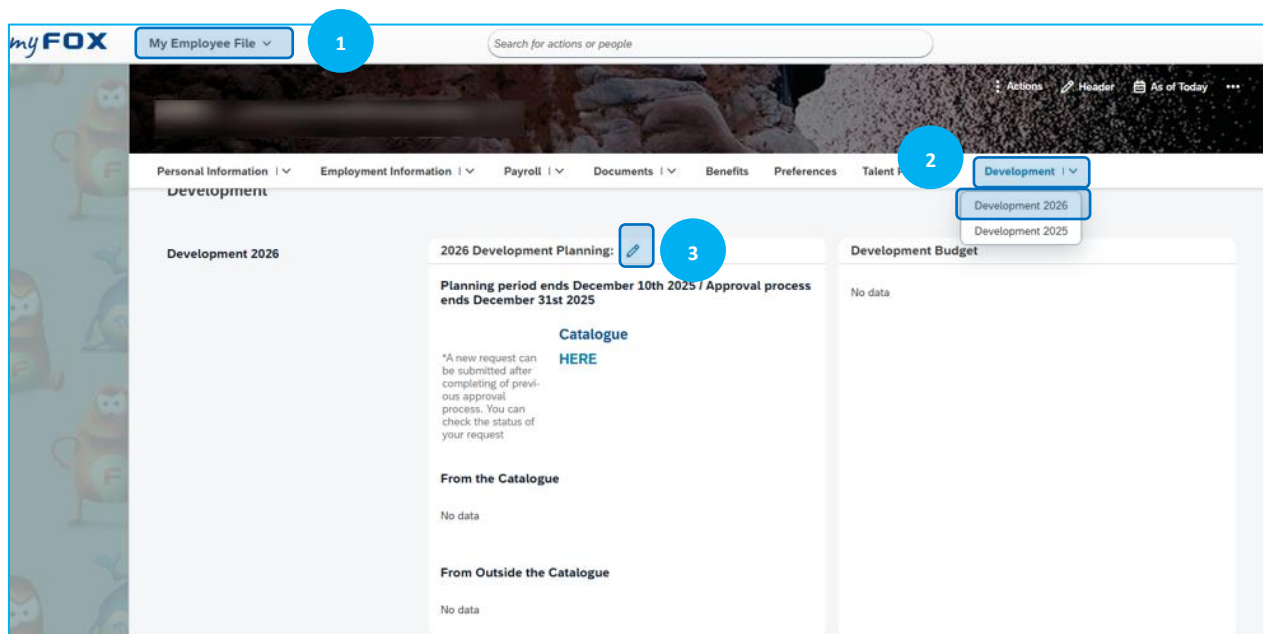


Creating a development request


Where to apply for development

We can create a request for various development or training activities in myFox, on our employee profile (*My employee file*). Here we will then open *Development – Development 2026*. We initiate the creation of the request by clicking on the symbol .



Application for development – filling out the application

This will open a new pane where we can define selected development activities. The application is divided into two parts – *From the Catalogue* (internal courses and training or some external training organized on Foxconn premises) and *From Outside the Catalogue* (i.e. everything else we want to develop and is not in the catalogue).

All mandatory fields (marked with *) must be filled in the application. If we do not use both parts (development *From the Catalogue* and *From Outside the Catalogue*), the unused part of the application must be deleted using the symbol . If, on the other hand, we need to add more development items from the same part, this can be done using *Add From...*). The application is sent for further approval via *Save*.

