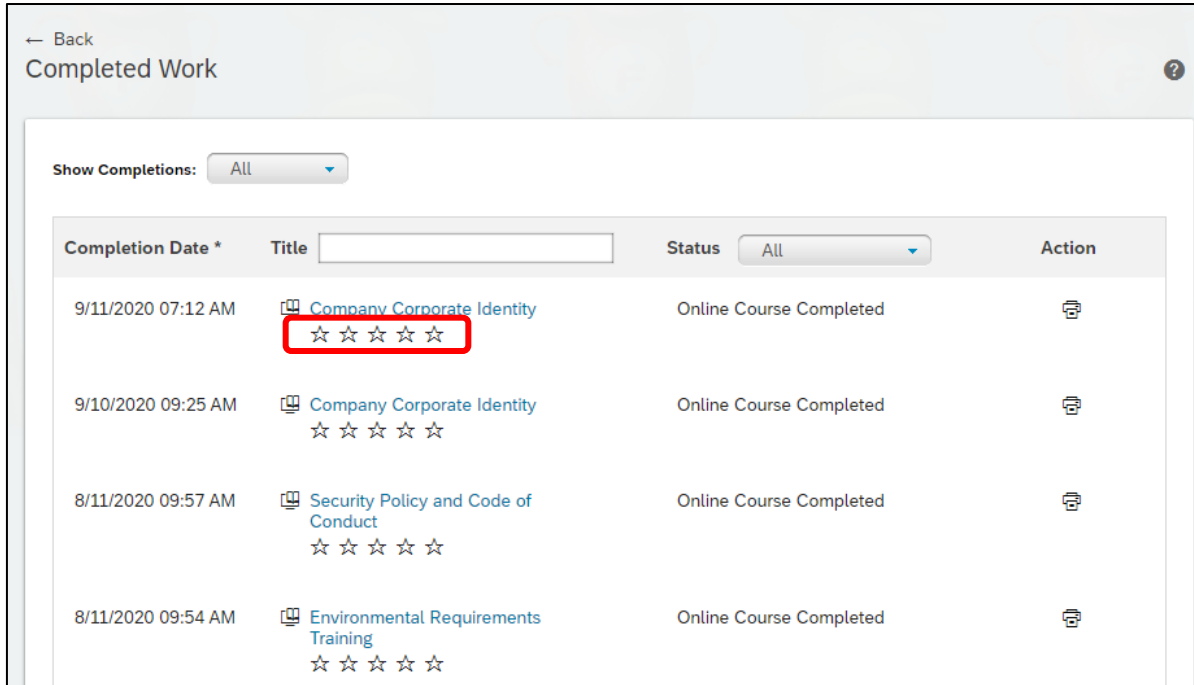









## Evaluation via stars

If you would like to evaluate course, you can do it via „stars“ symbol located under specific course recorded in your Learning History.



The screenshot shows a user interface for 'Completed Work'. At the top left is a 'Back' button. Below it is the title 'Completed Work' and a help icon. A 'Show Completions:' dropdown menu is set to 'All'. Below this is a table with columns: 'Completion Date \*', 'Title' (with a search input field), 'Status' (with a dropdown menu set to 'All'), and 'Action'. The table lists four completed courses, each with a star rating below the title. The first row's star rating is highlighted with a red box.

Completion Date *	Title	Status	Action
9/11/2020 07:12 AM	 Company Corporate Identity ☆☆☆☆☆	Online Course Completed	
9/10/2020 09:25 AM	 Company Corporate Identity ☆☆☆☆☆	Online Course Completed	
8/11/2020 09:57 AM	 Security Policy and Code of Conduct ☆☆☆☆☆	Online Course Completed	
8/11/2020 09:54 AM	 Environmental Requirements Training ☆☆☆☆☆	Online Course Completed	